

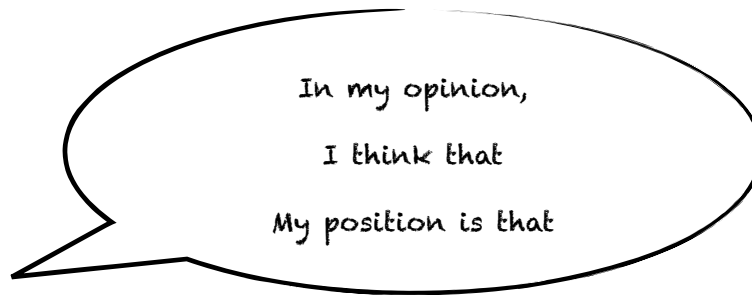
Name:

Be convincing!

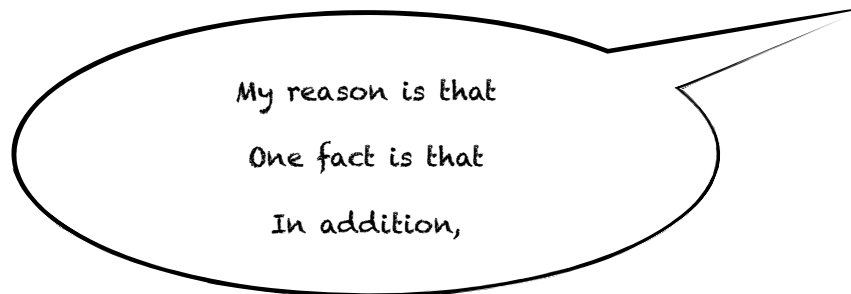
Use persuasive phrases to make your arguments

Persuasive phrases

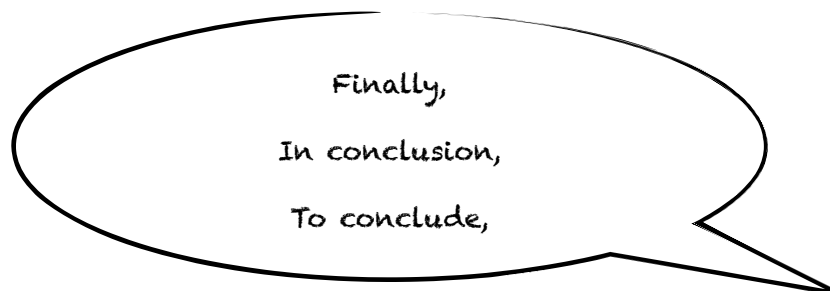
Some phrases show your opinion:



Other phrases show that you are backing up your opinion with a fact:




And other phrases show that you are winding down your argument:




Debate roles


You will work in teams. Each team will have the following roles:




The **facilitator** makes sure that everyone in the group helps prepare. The facilitator uses the facilitator checklist.



The **recorder** will keep notes using the recorder notes.



The **timekeeper** will keep time. The timekeeper has a stopwatch.



The **reporter** will present to the class. At least one other student should also plan to speak for your group.

Everyone in the group should help prepare the talking points. Remember that talking points support your position. You should state your evidence and why the evidence supports your position.