Name: _____ Date: _____

MathByExample

Geometry/Volume

Counting Unit Cubes (Part 2)

CCSS 5.MD.C.4

SET ONE

1. Study Claire's incorrect work.

X

Name: Claire

*Circle **all** shapes with a volume of **6 cubic feet**.*

= 1 cubic foot

a.

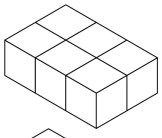

b.

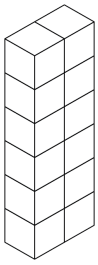

c.

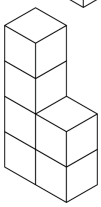

d.



2. Answer these questions.

- Claire correctly circled shape d. Explain how you know that shape d has a volume of 6 cubic feet.

- Claire was supposed to circle all shapes with a volume of 6 cubic feet. Which other shapes should Claire have circled?

- Why can shapes that look different have the same volume?

3. Then complete this one.

*Circle **all** shapes with a volume of **8 cubic feet**.*

= 1 cubic foot

a.

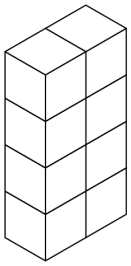

b.

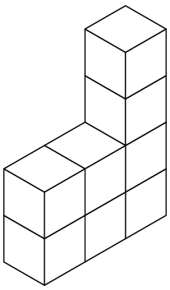

c.

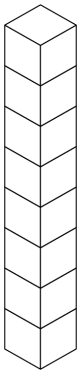

d.

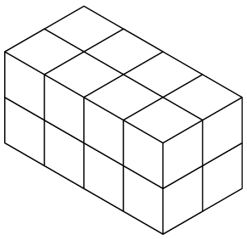

© 2017 SERP Institute

Counting Unit Cubes (Part 2), continued

SET TWO

1. Study Landon's correct work.

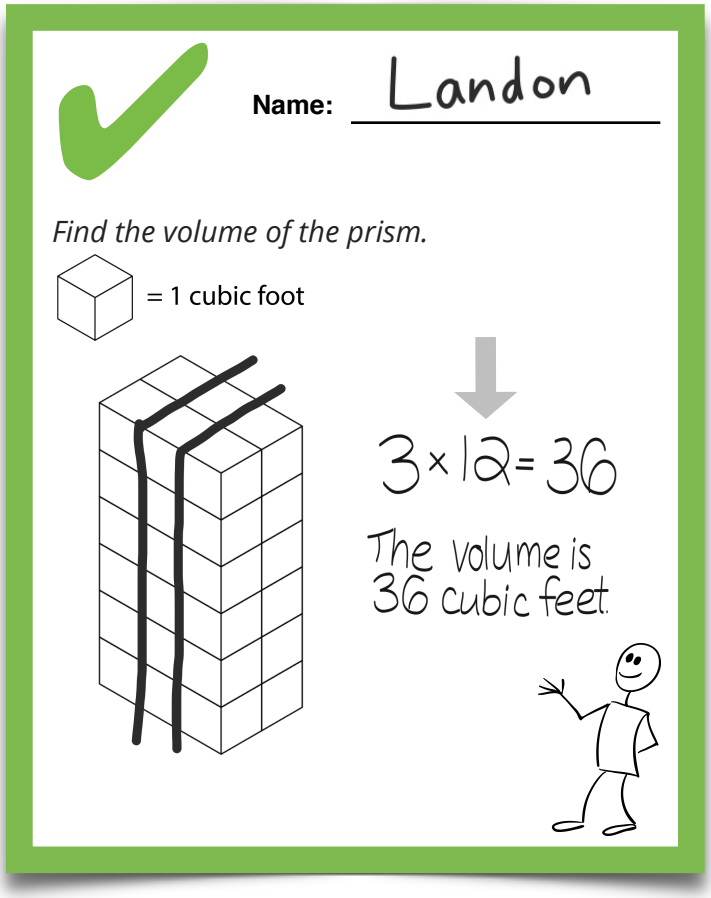

2. Answer these questions.

- Landon partitioned his prism into 3 layers so he did not need to count all the cubes. In the step marked with an arrow, what does 12 represent?

- Landon could have partitioned the prism differently. Based on the partitioning below, write another number sentence you could use to find the volume.

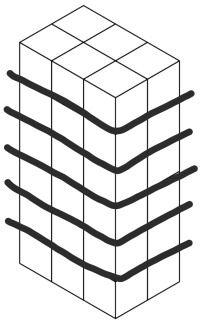

- Will the volume always be the same, regardless of how you partition the prism? How do you know?

3. Then complete this one.

Find the volume of the prism.

= 1 cubic foot

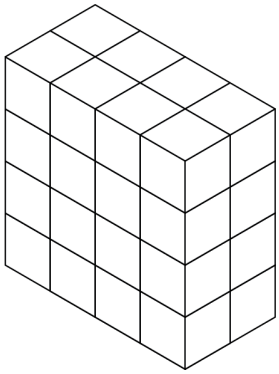

© 2017 SERP Institute